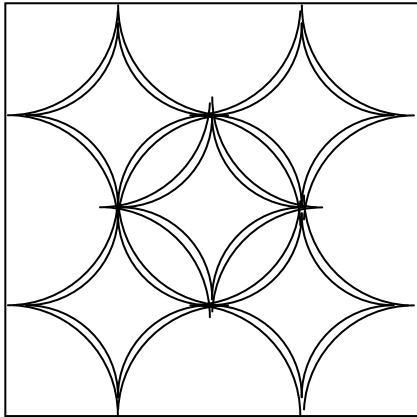


Cathedral Window Quilt – One 4-Hour Session (\$35, all additional materials included)



Learn the techniques of how to make this extremely ornate folded quilt. This is a really unique quilt because its construction includes the quilting as you piece and Cathedral Window is also very portable, as it is assembled in sections. This also combines machine piecing with simple hand-stitching, which is a wonderful way to practice your hand-stitching. It is also a great quilt to use up scraps or charm packs. Learn this technique and you can make Cathedral Window into anything from a small ornament to a king size quilt.

Experience Level: Basic to Advanced

Prerequisites: basic experience with patchwork and ability to hand-stitch

Materials: Fabric for background, traditionally white or off-white, but any solid or tone-on-tone will do (During this class, a yard will be more than sufficient, but you may

want more to make your quilt larger while at home. A good rule of thumb for Cathedral Window Quilt is 4 times as much fabric as the desired size of the finished product), neutral thread and bobbin, your sewing machine and User's Manual, sewing needles of your preferred size, various charm packs or scraps that are no smaller than 3 inches square.


Mariner's Compass Paper Piecing – Two 4-Hour Sessions (\$65, all additional materials included)

The Mariner's Compass Quilt is one of the most envied quilts you could make. With paper piecing, the precision and accuracy is easily attained. This once only expert-level block is now within reach to the busy, contemporary quilter. This paper-piecing class will show you how to paper piece a classic 16-point Mariner's Compass. This is a wonderful fat quarter quilt!

Experience Level: Intermediate to Advanced

Prerequisites: experience with patchwork and basic knowledge of paper-piecing

Materials: Fabric: 6 coordinating fat quarters for points (Generally, three different colors with two shades of each color is used. One could also do all the points in one color, with two shades. In that case, 1 fat quarter of both shades will still be plenty.), 1 extra fat quarter of fabric for background, neutral thread and bobbin, your sewing machine and User's Manual.




UFOs: UnFinished Objects: Sewing – During Sit and Knit on Wednesday Nights at 7

Set some time aside to finish up those blasted UFOs, and get help with any trouble spots while you're at it! It's a wonderful excuse to see fellow quilters, as well. This is a great time to work on hand-work.

Experience Level: Any

Prerequisites: Having UnFinished Objects in your stash

Materials: Whatever you need to work on your project.



Bookerworx • Designs by Danika Norey

914.213.2195 • 25 Academy Avenue, Cornwall-on-Hudson, NY 12520

bookerworx@aol.com • www.bookerworx.com • www.bookerworx.etsy.com